



GX 550



2024 LEXUS GX550 LUXURY+ V6 3.4L TURBO 4WD 7-SEATER AT.




LED FOGLAMPS

TRIPLE BEAM LED HEADLAMPS



2024 LEXUS GX550 LUXURY+ V6 3.4L TURBO 4WD 7-SEATER AT.



ROOF RACK

22"ALLOY WHEELS



2024 LEXUS GX550 LUXURY+ V6 3.4L TURBO 4WD 7-SEATER AT.




**AUTO RETRACTABLE
POWER MIRRORS**

**AUTOMATIC SIDE
STEPS**




2024 LEXUS GX550 LUXURY+ V6 3.4L TURBO 4WD 7-SEATER AT.

ROOF SPOILERS



POWER BACK DOOR WITH KICK SENSOR





VENTILATED SEATS

LUXURY LEATHER SEATS

**10 WAY POWER ADJUSTABLE
SEATS WITH LUMBAR SUPPORT**

POWERED WINDOWS





SUNSHADES

CUP HOLDERS



DIGITAL CLUSTER

**14" MULTIMEDIA SCREEN
WITH 21 MARK LEVINSON
SPEAKERS**

**LEATHER WRAPPED
STEERING WHEELS WITH
CONTROLLING SWITCHES**





PADDLE SHIFTERS

MULTIMEDIA CONTROLLING SWITCHES

**LANE DEPARTURE ALERT
LANE TRACING ASSIST
RADAR CRUISE CONTROL
PRE-COLLISION SYSTEM**

**BLIND SPOT MONITORING
SIDE VIEW MIRRORS**





ELECTRONIC POWER STEERING




LEXUS INTERFACE MULTIMEDIA SCREEN



360 DEGREE CAMERA



DIGITAL CLUSTER



REAR AC



PANORAMIC SUN & MOON ROOF




TRACTION & DRIVE MODE CONTROL



AUTOMATIC SIDE STEPS



WIRELESS CHARGER & COOL BOX



LEXUS CONNECT



HEADUP DISPLAY



REAR VIEW MIRROR



THIRD ROW SEATS

CUP HOLDERS





**LEXUS SAFETY &
SERVICE CONNECT**

**FRONT MASSAGING
SEATS**



2024 MODEL LEXUS GX550 LUXURY+ V6 3.4L TURBO 4WD 7-SEATER AUTOMATIC

TECHNICAL FEATURES

ENGINE - V6 TWIN-TURBO
DISPLACEMENT-3.4L; HORSEPOWER-349 HP
VALVETRAIN-DUAL OVERHEAD CAM, FOUR VALVES PER CYLINDER, CHAIN DRIVE, WITH DUAL VARIABLE VALVE TIMING WITH INTELLIGENCE (VVT-I)-EMISSION RATING CERTIFIED ULTRA-LOW EMISSION VEHICLE (ULEV70)
TORQUE @ RPM-479 LB-FT
COMPRESSION RATIO-10.3 : 1
10-SPEED DIRECT-SHIFT AT
TORSSEN LIMITED-SLIP CENTER DIFFERENTIAL LOCK
ADAPTIVE VARIABLE SUSPENSION
DRIVE WHEELS-FULL-TIME 4WD WITH TORSSEN LIMITED-SLIP CENTER DIFFERENTIAL LOCK
SEATING CAPACITY-7
FUEL TANK CAPACITY – 21 GALLON

PERFORMANCE

CITY MPG ESTIMATE-15
HWY MPG ESTIMATE-21
COMBINED MPG ESTIMATE-17
0–60 MPH-6.5 SEC
TURNING CIRCLE (RADIUS)-19.7 FT
AERODYNAMIC DRAG COEFFICIENT-0.39
TOP TRACK SPEED-109 MPH

CHASSIS

SUSPENSION (FRONT)-ADAPTIVE VARIABLE SUSPENSION, INDEPENDENT DOUBLE-WISHBONE-TYPE SUSPENSION WITH COIL SPRINGS, GAS-PRESSURIZED SHOCK ABSORBERS AND STABILIZER BAR
SUSPENSION (REAR)-ADAPTIVE VARIABLE SUSPENSION, FOUR-LINK WITH COIL SPRINGS, GAS-PRESSURIZED SHOCK ABSORBERS AND STABILIZER BAR
BRAKES-13.9-IN VENTILATED DISCS (FRONT), 12.6-IN VENTILATED DISCS (REAR)
BRAKING SYSTEM-FOUR-WHEEL POWER-ASSISTED DISCS WITH FOUR-SENSOR, FOUR-CHANNEL ANTI-LOCK BRAKING SYSTEM (ABS); ELECTRONIC BRAKEFORCE DISTRIBUTION (EBD); BRAKE ASSIST*; AND TRAILER BRAKE CONTROL SYSTEM
WHEELS AND TIRES, STANDARD-22 X 7.5-IN TWELVE-SPOKE FORGED ALLOY WHEELS WITH DARK GRAY METALLIC AND MACHINED FINISH WITH 265/50R22 TIRES
STEERING-ELECTRONIC POWER STEERING (EPS), 3.2 TURNS, LOCK TO LOCK

INTERIOR FEATURES

DIGITAL KEY
HEATED SECOND-ROW CAPTAIN'S CHAIR
WINDSHIELD WIPER DE-ICER
HEADLAMP WASHER
FAST-RESPONSE INTERIOR HEATER
HEATED LEATHER-TRIMMED STEERING WHEEL
SEATING FOR SEVEN
SEMI-ANILINE LEATHER-TRIMMED, 10-WAY POWER-ADJUSTABLE, HEATED AND VENTILATED FRONT SEATS WITH ADJUSTABLE HEADRESTS
FRONT MASSAGING SEATS
POWER-FOLDING THIRD-ROW SEATS
POWER TILT-AND-TELESCOPING STEERING WHEEL
HEATED LEATHER-TRIMMED STEERING WHEEL
120V/400-WATT AC POWER OUTLET* IN CARGO AREA
THEMATIC AMBIENT ILLUMINATION
LEXUS MEMORY SYSTEM FOR DRIVER'S SEAT, OUTSIDE MIRRORS AND STEERING WHEEL
HEATED SECOND-ROW OUTBOARD SEATS
WIRELESS PHONE CHARGER*
SECOND-ROW MANUAL SUNSHADE
ILLUMINATED DOOR SILLS
DIGITAL REARVIEW MIRROR
COOL BOX
TONNEAU COVER
FAST-RESPONSE INTERIOR HEATER

EXTERIOR FEATURES

BODY-ON-FRAME CONSTRUCTION
TRIPLE-BEAM LED HEADLAMPS
LED FOGLAMPS
HEADLAMP WASHERS
PRIVACY GLASS
AUTOMATIC POWER-EXTENDING RUNNING BOARDS
POWER-FOLDING OUTSIDE MIRRORS
OUTSIDE MIRRORS WITH PUDDLE LAMPS
POWER REAR DOOR
POWER REAR DOOR WITH KICK SENSOR
DYNAMIC SKY™ PANORAMA GLASS ROOF
TOW HITCH RECEIVER
22-IN TWELVE-SPOKE FORGED ALLOY WHEELS WITH DARK GRAY METALLIC AND MACHINED FINISH
WINDSHIELD WIPER DE-ICER

SAFETY FEATURES

LEXUS INTERFACE* WITH 14-IN TOUCHSCREEN DISPLAY. INCLUDES 3-YEAR TRIAL OF DRIVE CONNECT* WITH CLOUD NAVIGATION, INTELLIGENT ASSISTANT AND DESTINATION ASSIST. REMOTE CONNECT + . 4G NETWORK DEPENDENT. WI-FI CONNECT + 4G NETWORK DEPENDENT. TRAFFIC JAM ASSIST
WIRELESS APPLE CARPLAY
WIRELESS ANDROID AUTO
MARK LEVINSON®* 21-SPEAKER, 1,800-WATT PREMIUM SURROUND SOUND

SIX USB-C* PORTS
12.3-IN MULTI-INFORMATION DISPLAY
PANORAMIC VIEW MONITOR
TRAILER BRAKE CONTROLLER
TOW MODE
SMARTACCESS CARD KEY
10.7-IN COLOR HEAD-UP DISPLAY

SAFETY FEATURES

SAFETY CONNECT
SERVICE CONNECT
LEXUS SAFETY SYSTEM+ 3.0: ALL-SPEED DYNAMIC RADAR
CRUISE CONTROL* WITH CURVE SPEED MANAGEMENT
LEXUS SAFETY SYSTEM+ 3.0*: PRE-COLLISION SYSTEM WITH
PEDESTRIAN DETECTION* AND INTERSECTION SUPPORT*
LEXUS SAFETY SYSTEM+ 3.0*: LANE DEPARTURE ALERT WITH
STEERING ASSIST*
LEXUS SAFETY SYSTEM+ 3.0*: LANE TRACING ASSIST*
LEXUS SAFETY SYSTEM+ 3.0*: ROAD SIGN ASSIST*
LEXUS SAFETY SYSTEM+ 3.0*: INTELLIGENT HIGH BEAMS*
INTUITIVE PARKING ASSIST WITH AUTO BRAKING AND REAR
PEDESTRIAN DETECTION*
BLIND SPOT MONITOR* WITH REAR CROSS-TRAFFIC ALERT*



Contact Us

Address

Block 3, Showroom no.25, Al Awir, Ras Al khor
Auto Market, Dubai, UAE

Land Line

+971 43332623

Email

info@saharamotorsuae.com

